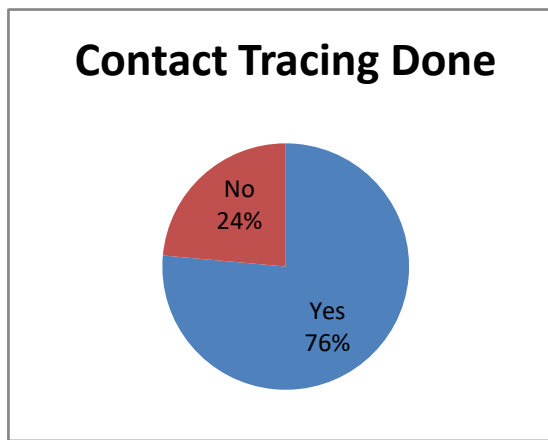
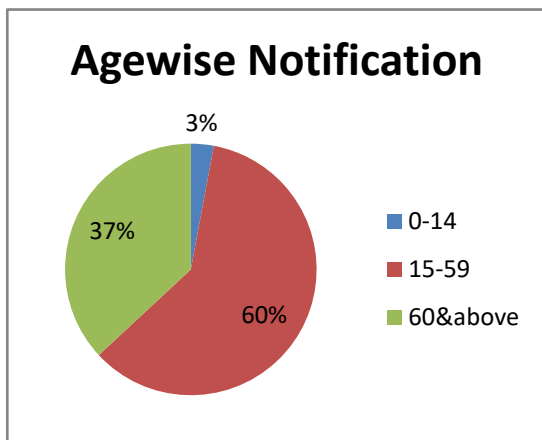
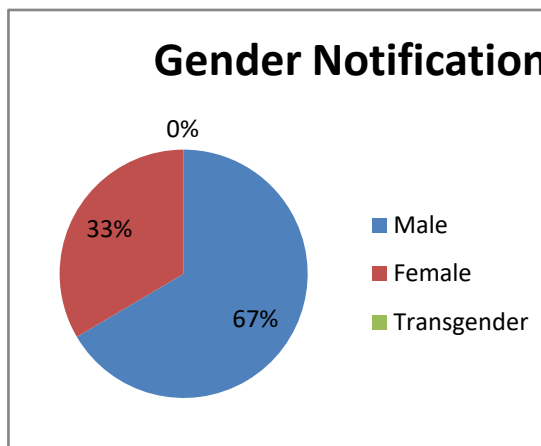
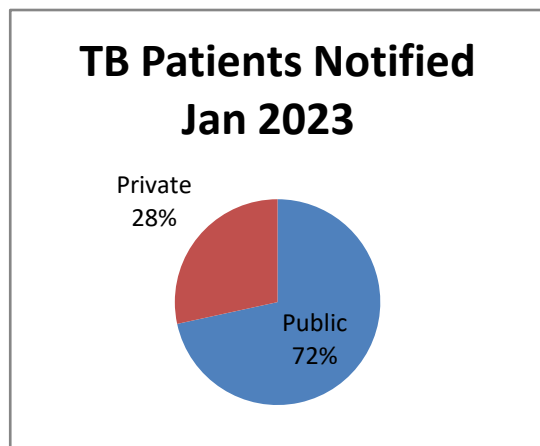


Kerala

TB Patients Notified during January 2023

TB Patients Notified: **1706**

Pulmonary TB: **1039**



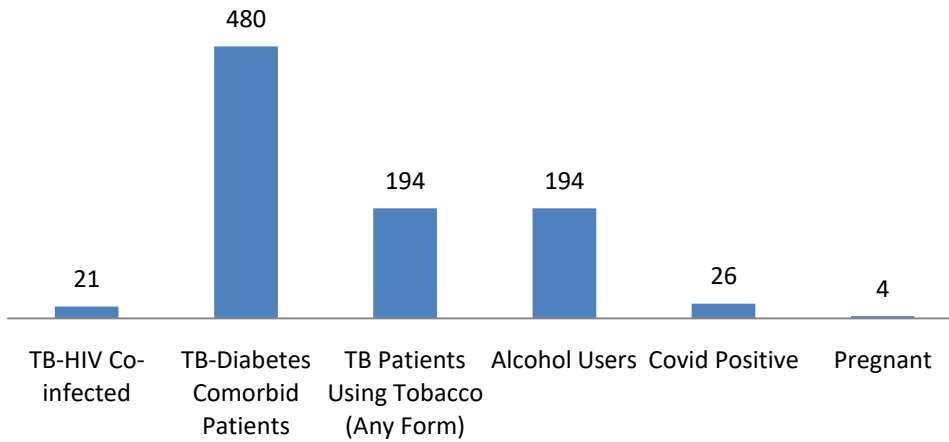
0-14	15-59	60&above
50	1026	630

Yes	No	Total
1304	402	1706

Comorbidities

Notified TB Patients	TB-HIV Co-infected	TB-Diabetes Comorbid Patients	TB Patients Using Tobacco	Alcohol Users	Covid Positive	Pregnant
1706	21	480	194	194	26	4

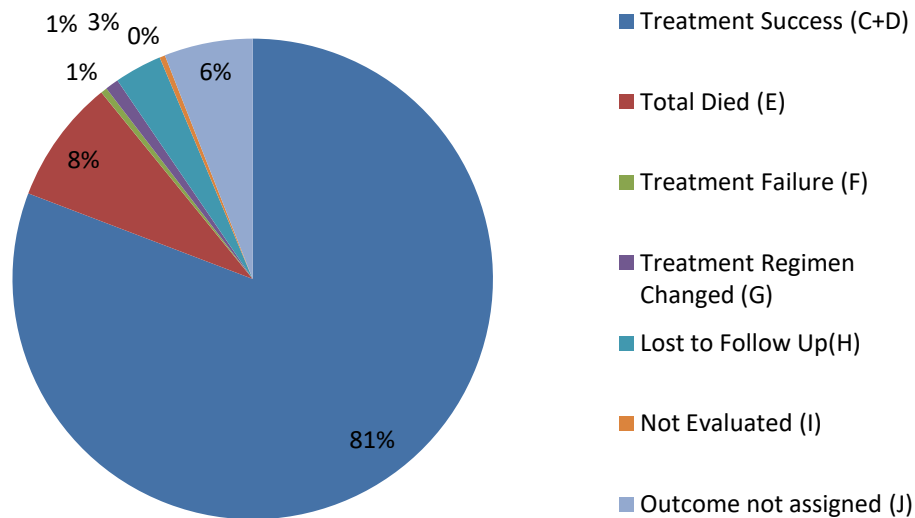
Comorbidities



Outcome-TB Patients Notified Jan 2022

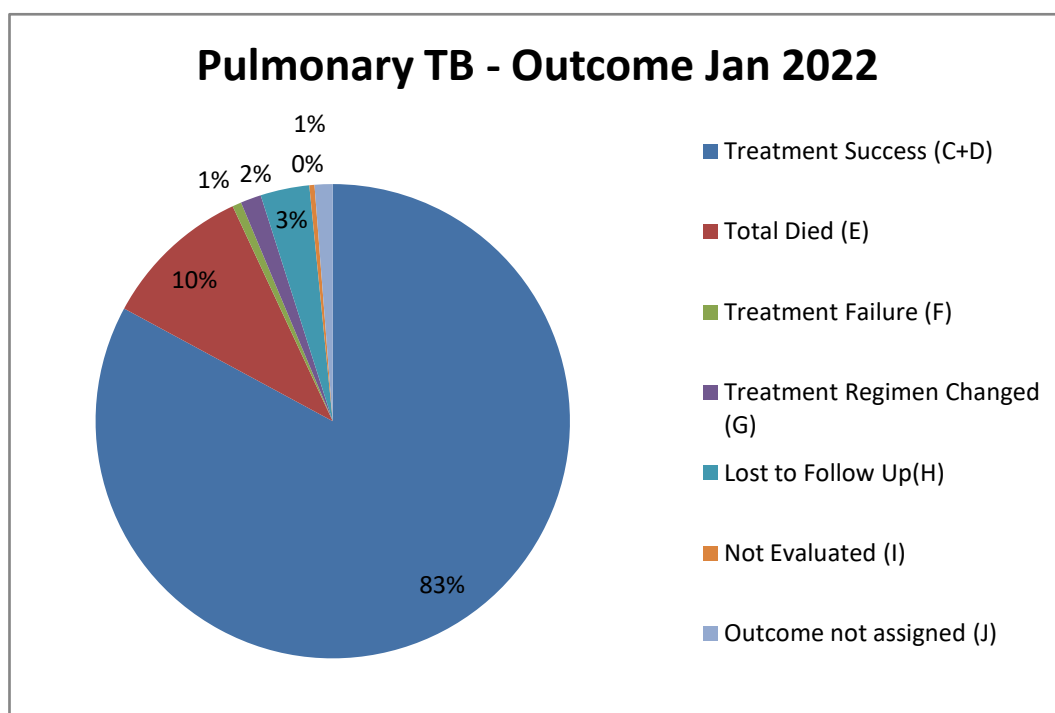
Total Notified (A)	Total Outcome Assigned (B)	Total Cured (C)	Treatment Complete (D)	Treatment Success (C+D)	Total Died (E)	Treatment Failure (F)	Treatment Regimen Changed (G)	Lost to Follow Up(H)	Not Evaluated (I)	Outcome not assigned (J)	Treatment Success Rate% (C+D)/(A) *100
1880	1768	744	775	1519	157	8	17	60	7	112	81

Outcome Jan 2022



Outcome-Pulmonary TB Cases Jan 2022

Total Notified (A)	Total Outcome Assigned (B)	Total Cured (C)	Treatment Complete (D)	Treatment Success (C+D)	Total Died (E)	Treatment Failure (F)	Treatment Regimen Changed (G)	Lost to Follow Up(H)	Not Evaluated (I)	Outcome not assigned (J)	Treatment Success Rate% (C+D)/(A) *100
1139	1125	719	225	944	116	7	16	38	4	14	83



Note: Data updated on 22.02.2023

(Sd)
DIRECTOR