

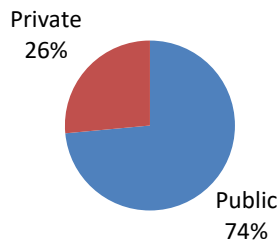
Kerala

TB Patients Notified during February 2023

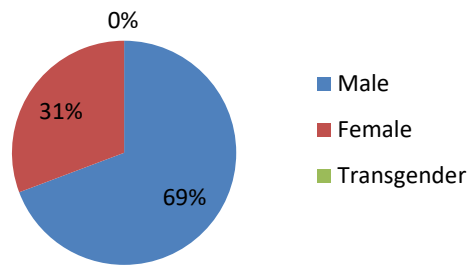
TB Patients Notified: **1630**

Pulmonary TB: **1022**

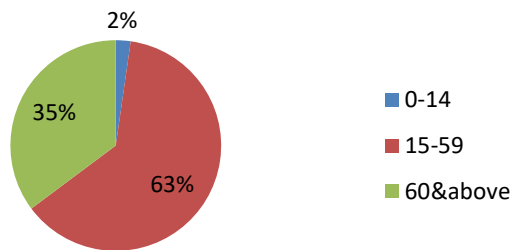
TB Patients Notified Feb 2023



Gender Notification



Agewise Notification

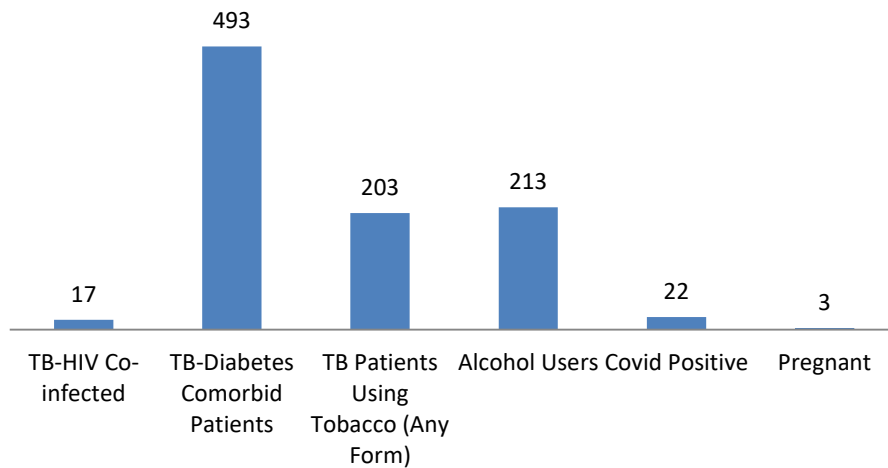


0-14	15-59	60&above
37	1019	574

Comorbidities

Notified TB Patients	TB-HIV Co-infected	TB-Diabetes Comorbid Patients	TB Patients Using Tobacco (Any Form)	Alcohol Users	Covid Positive	Pregnant
1630	17	493	203	213	22	3

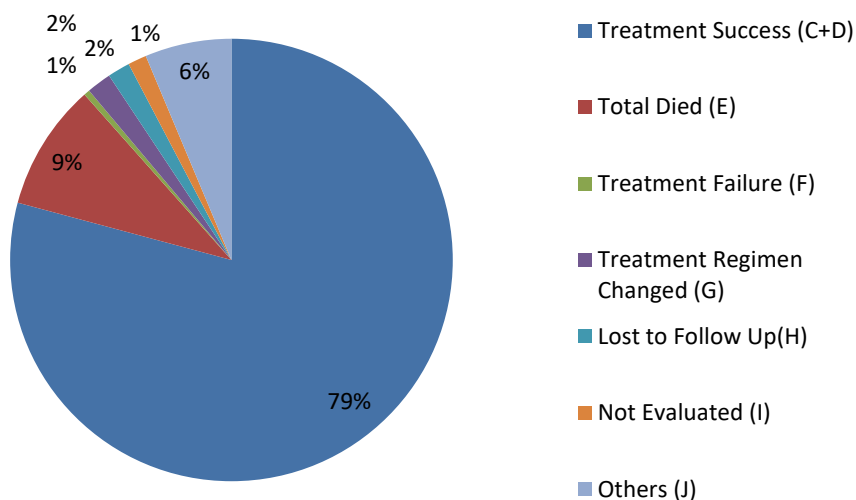
Comorbidities



Outcome-TB Patients Notified Feb 2022

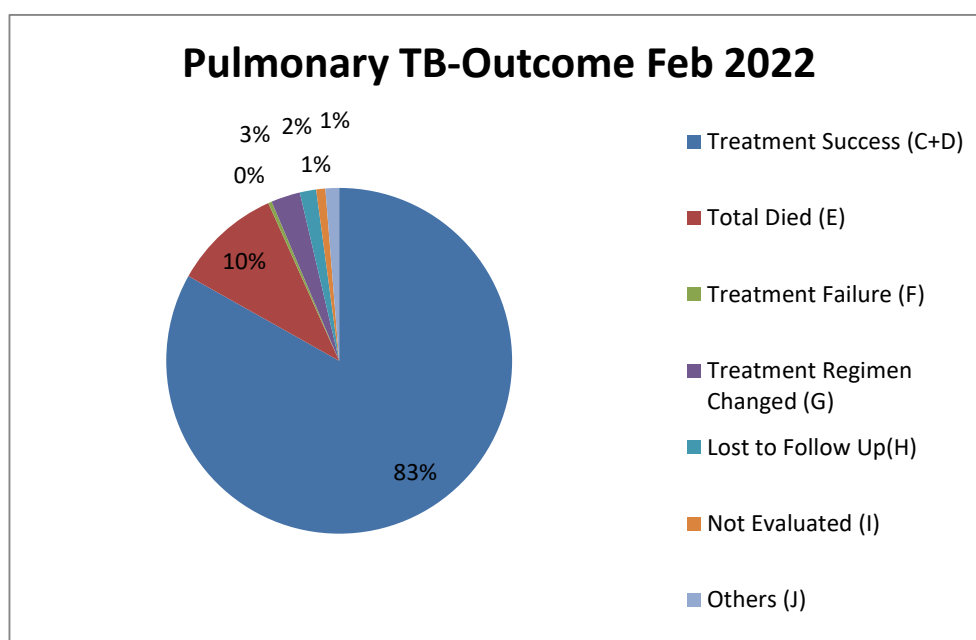
Total Notified (A)	Total Outcome Assigned (B)	Total Cured (C)	Treatment Complete (D)	Treatment Success (C+D)	Total Died (E)	Treatment Failure (F)	Treatment Regimen Changed (G)	Lost to Follow Up (H)	Not Evaluated (I)	Others (J)	Treatment Success Rate% (C+D)/(A) *100
1834	1702	769	683	1452	170	8	33	30	25	116	79

Outcome Feb 2022



Outcome-Pulmonary TB Cases Feb 2022

Total Notified (A)	Total Outcome Assigned (B)	Total Cured (C)	Treatment Complete (D)	Treatment Success (C+D)	Total Died (E)	Treatment Failure (F)	Treatment Regimen Changed (G)	Lost to Follow Up(H)	Not Evaluated (I)	Others (J)	Treatment Success Rate% (C+D)/(A) *100
1175	1160	742	235	977	119	4	32	18	10	15	83



Note: Data updated on 22.03.2023

(Sd)
DIRECTOR