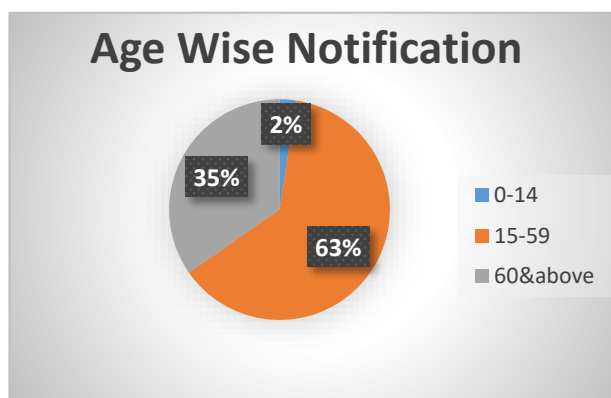
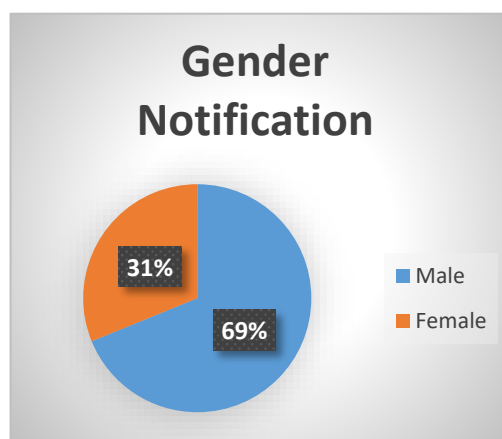
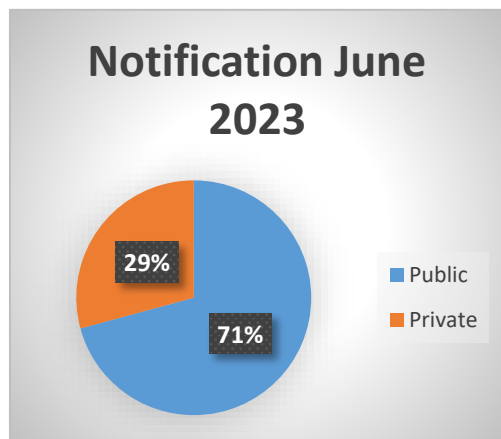


Kerala

TB Patients Notified during June 2023

TB Patients : **1673**

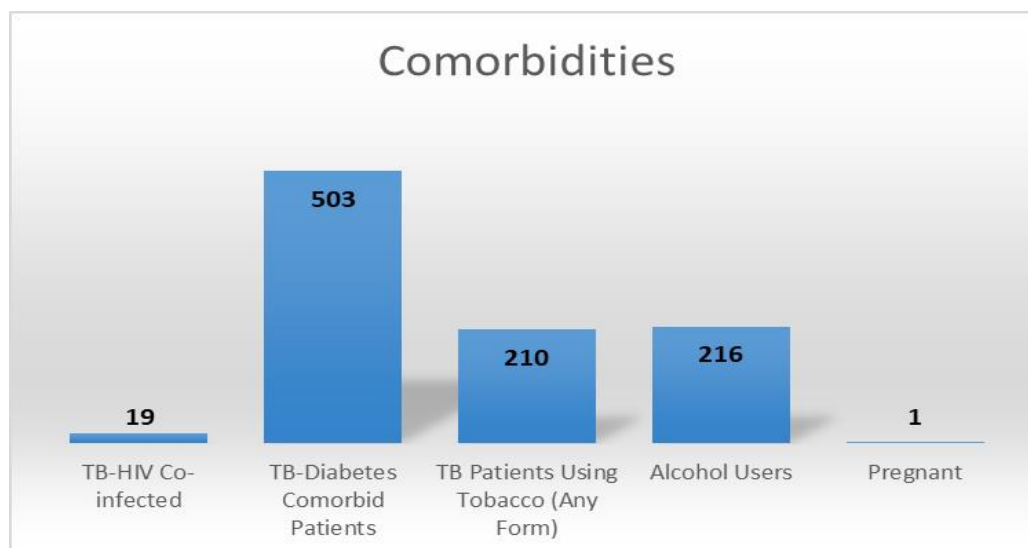
Pulmonary TB: **1078**



0-14	15-59	60&above
41	1052	580

In June 2023, there is a decrease of 12% in number of TB patients compared to last month. Male female ratio is continued to be 7: 3 this month also. About 62.9% of TB patients lie in the age group of 15-59, 34.7% lie in the group of 60& above and 2.4% in the age group of 0-14.

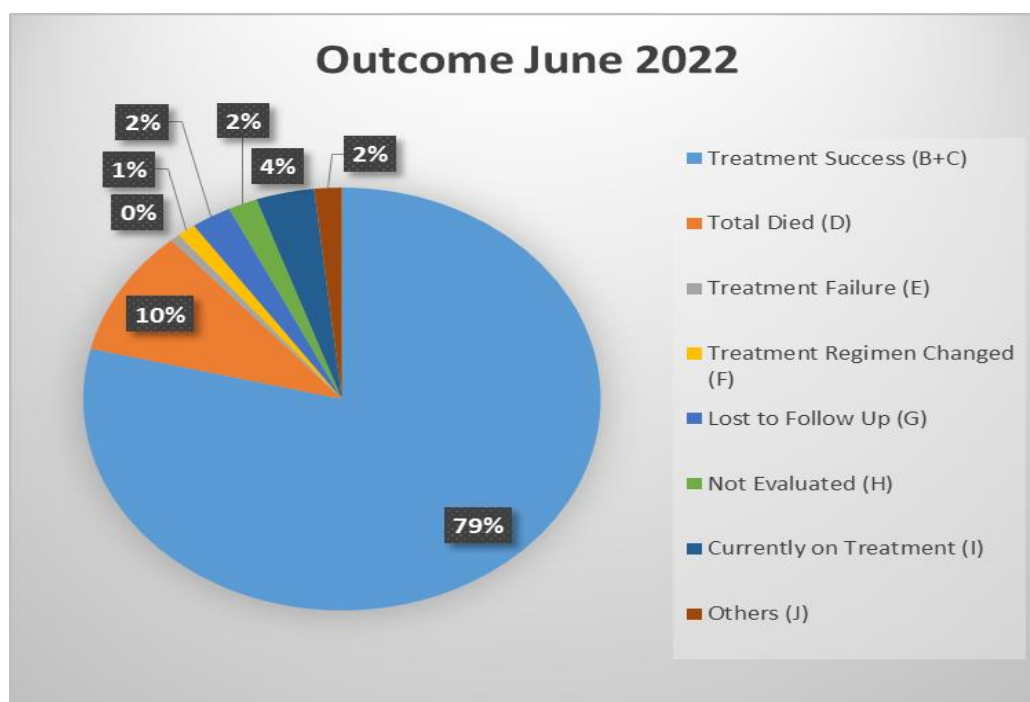
Comorbidities				
Notified TB Patients	TB-Diabetes Comorbid Patients	TB Patients Using Tobacco (Any Form)	Alcohol Users	Pregnant
1673	503	210	216	1



In total notification, percentage of Diabetic is 30, percentage of Alcoholic is 13 and percentage of tobacco using is 13. Also percentage of TB patients with multiple comorbidities are as follows: diabetic and tobacco using is 4, diabetic and alcoholic is 5 and tobacco using and alcoholic is 8.

Outcome-DSTB Patients Notified June 2022

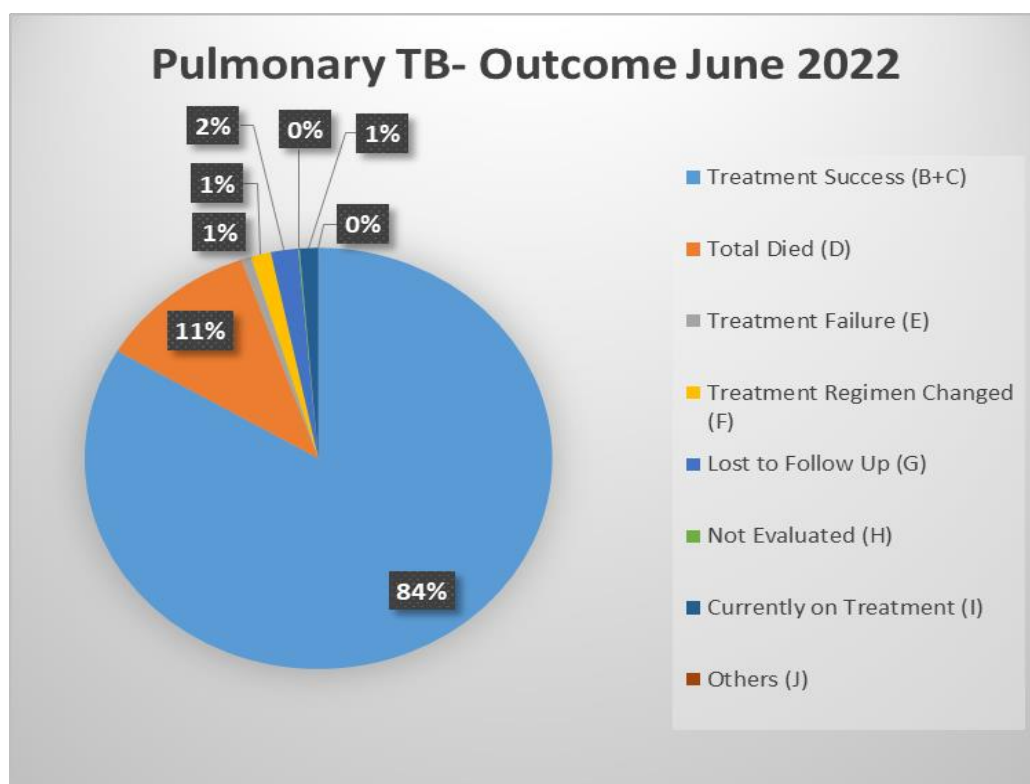
Total Notified (A)	Total Cured (B)	Treatment Complete (C)	Treatment Success (B+C)	Total Died (D)	Treatment Failure (E)	Treatment Regimen Changed (F)	Lost to Follow Up (G)	Not Evaluated (H)	Currently on Treatment (I)	Others (J)	Treatment Success Rate% (B+C)/(A) *100
1979	791	769	1560	192	12	23	50	36	72	34	79



When the outcome of Drug Sensitive TB Patients notified in June 2022 is considered, Treatment Success rate is 78.9, Death rate is 9.7 and other rates are: Treatment Failure 0.6%, Treatment Regimen changed 1.2%, Lost to Follow up 2.5%, Not Evaluated 1.8%, Currently on Treatment 3.6% and Others 1.7%

Outcome-DSTB- Pulmonary TB Cases June 2022

Total Notified (A)	Total Cured (B)	Treatment Complete (C)	Treatment Success (B+C)	Total Died (D)	Treatment Failure (E)	Treatment Regimen Changed (F)	Lost to Follow Up (G)	Not Evaluated (H)	Currently on Treatment (I)	Others (J)	Treatment Success Rate% (B+C)/(A) *100
1159	774	194	968	129	8	16	22	1	15	0	84



When the outcome of Pulmonary TB Cases notified in June 2022 is considered, Treatment Success rate is 83.5, Death rate is 11.1 and other rates are: Treatment Failure 0.7%, Treatment Regimen changed 1.4%, Lost to Follow up 1.9%, Not Evaluated 0.1%, Currently on Treatment 1.3% and Others 0%

Note: Data updated on 27.07.2023

sd/-
DIRECTOR