

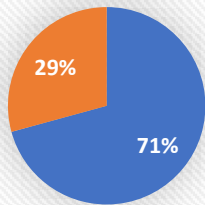
## Kerala

### TB Patients Notified during July 2023

TB Patients : **1714**

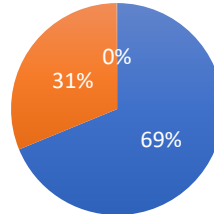
Pulmonary TB: **1093**

#### Notification July 2023



Public Private

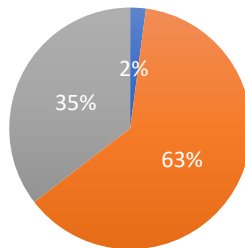
#### Gender Notification July 2023



Male Female Transgender

Male	Female	Transgender
1179	534	1

#### Age wise Notification



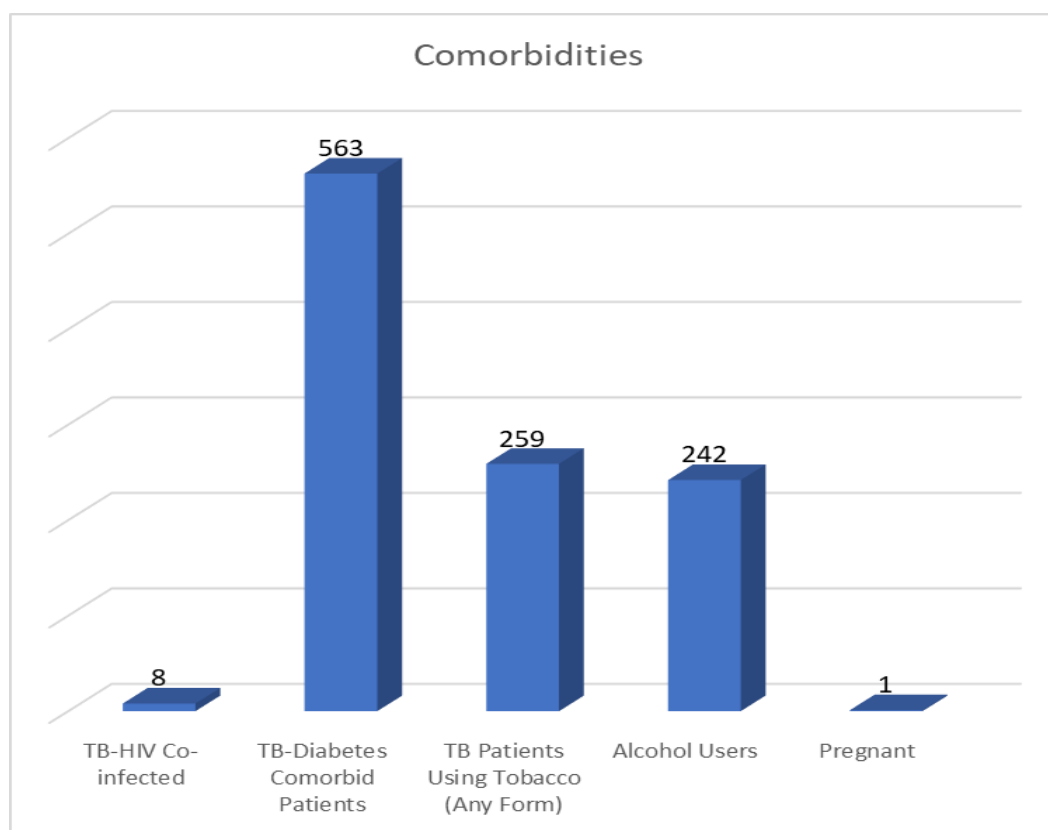
0-14 15-59 60 & Above

0-14	15-59	60 & Above
36	1071	607

*In July 2023, there is an increase of 2.45% in number of TB patients compared to last month. Male female ratio is continued to be 7: 3 this month also. About 62.5% of TB patients lie in the age group of 15-59, 35.4% lie in the group of 60& above and 2.1% in the age group of 0-14.*

### Comorbidities

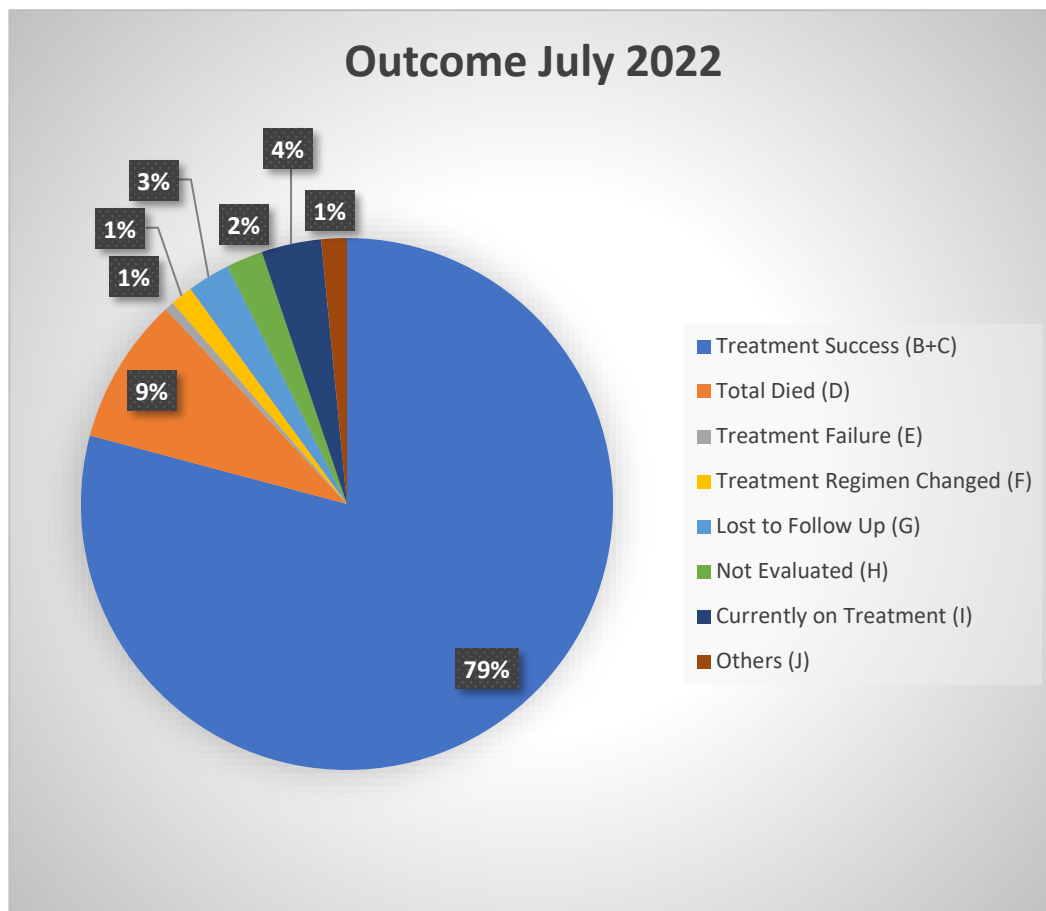
Notified TB Patients	TB-HIV Co-infected	TB-Diabetes Comorbid Patients	TB Patients Using Tobacco (Any Form)	Alcohol Users	Pregnant
1714	8	563	259	242	1



*In total notification, percentage of Diabetic is 32.85, percentage of Alcoholic is 14.12 and percentage of tobacco using is 15.11. Also percentage of TB patients with multiple comorbidities are as follows: diabetic and tobacco using is 5.19, diabetic and alcoholic is 5.66 and tobacco using and alcoholic is 9.92.*

### Outcome-DSTB Patients Notified July 2022

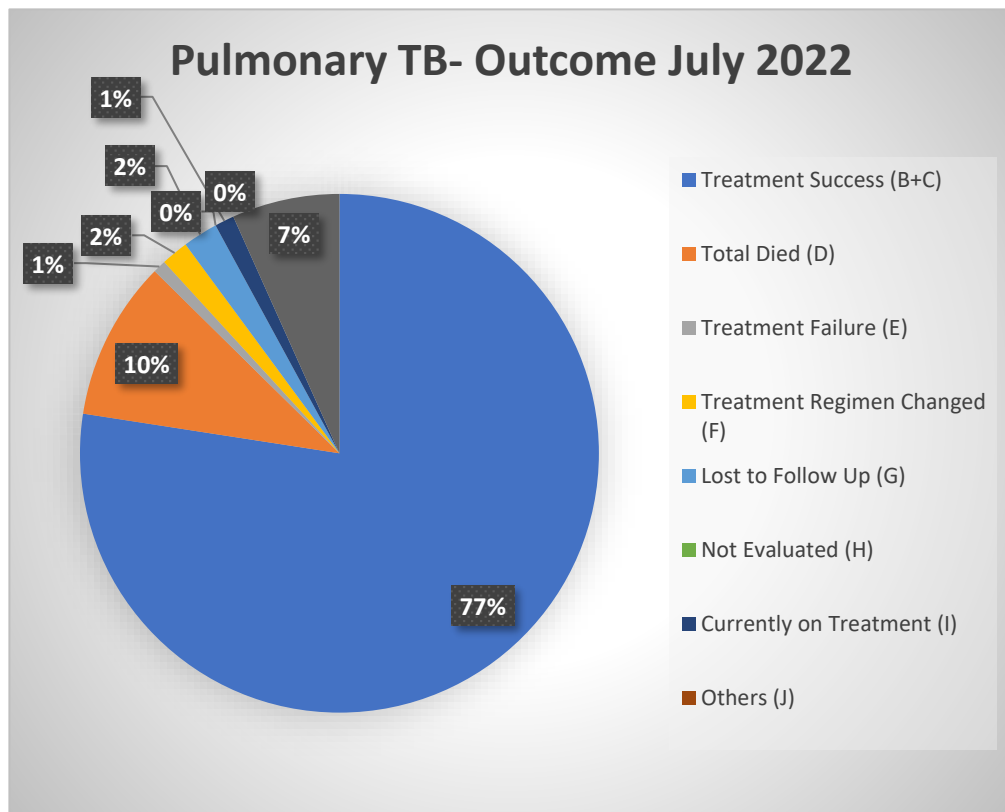
Total Notified (A)	Total Cured (B)	Treatment Complete (C)	Treatment Success (B+C)	Total Died (D)	Treatment Failure (E)	Treatment Regimen Changed (F)	Lost to Follow Up (G)	Not Evaluated (H)	Currently on Treatment (I)	Others (J)	Treatment Success Rate% (B+C)/(A) *100
1928	755	771	1526	172	11	26	50	43	70	30	79



When the outcome of Drug Sensitive TB Patients notified in July 2022 is considered, Treatment Success rate is 79.1, Death rate is 8.9 and other rates are: Treatment Failure 0.6%, Treatment Regimen changed 1.3%, Lost to Follow up 2.6%, Not Evaluated 2.2%, Currently on Treatment 3.6% and Others 1.6%.

**Outcome-DSTB- Pulmonary TB Cases July 2022**

Total Notified (A)	Total Cured (B)	Treatment Complete (C)	Treatment Success (B+C)	Total Died (D)	Treatment Failure (E)	Treatment Regimen Changed (F)	Lost to Follow Up (G)	Not Evaluated (H)	Currently on Treatment (I)	Others (J)	Treatment Success Rate% (B+C)/(A) *100
1154	731	227	958	123	10	21	27	0	15	0	83



*When the outcome of Pulmonary TB Cases notified in June 2022 is considered, Treatment Success rate is 83, Death rate is 10.7 and other rates are: Treatment Failure 0.9%, Treatment Regimen changed 1.8%, Lost to Follow up 2.3%, Not Evaluated 0%, Currently on Treatment 1.3% and Others 0%.*

Note: Data updated on 07.09.2023

sd/-  
**DIRECTOR**