

KERALA

TB Patients Notified during December 2023

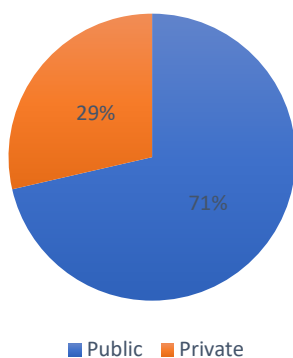
TB Patients :

1801

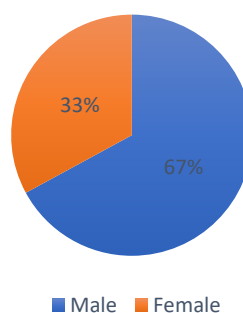
Pulmonary TB:

1177

Notification December-2023

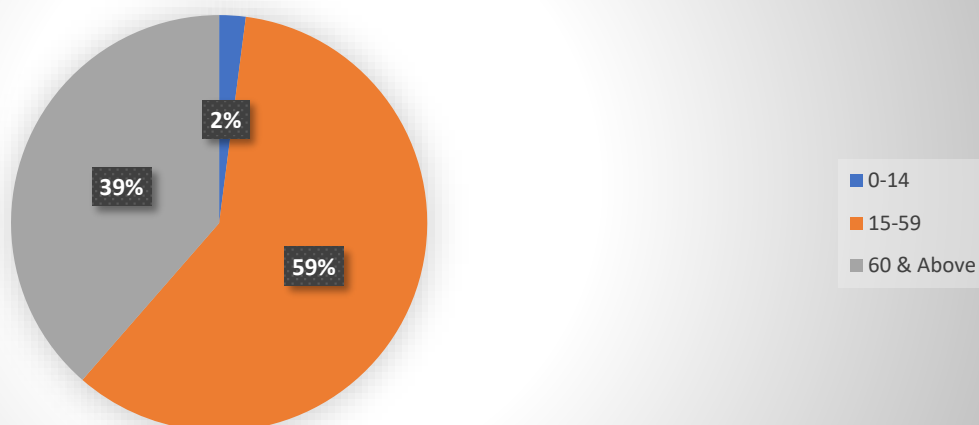


Gender Notification December 2023



Male	Female
1208	593

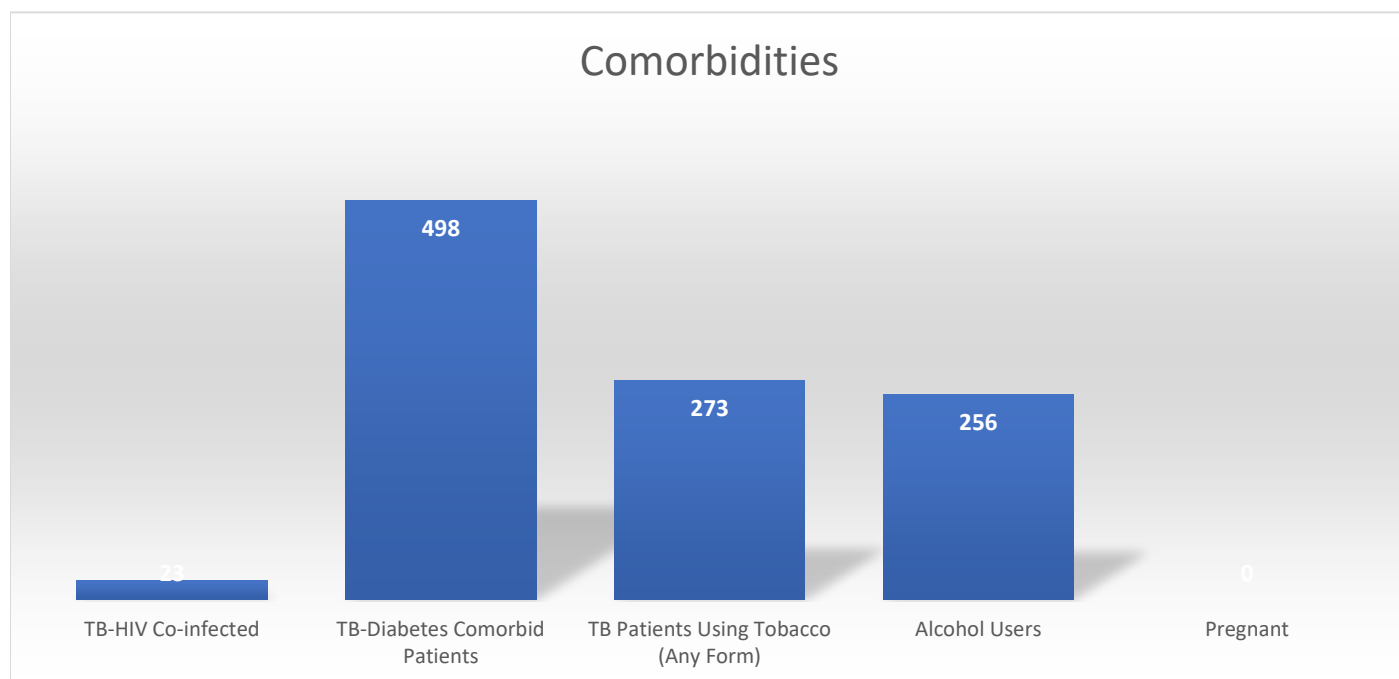
Age Wise Notification December 2023



0-14	15-59	60 & Above
37	1069	695

In December 2023, there is an decrease of 1.79 % in number of TB patients compared to last month. Male female ratio is continued to be 7: 3 this month also. About 59.35% of TB patients lie in the age group of 15-59, 38.5% lie in the group of 60& above and 2.05% in the age group of 0-14.

Comorbidities					
Notified TB Patients	TB-HIV Co-infected	TB-Diabetes Comorbid Patients	TB Patients Using Tobacco (Any Form)	Alcohol Users	Pregnant
1581	23	498	273	256	0



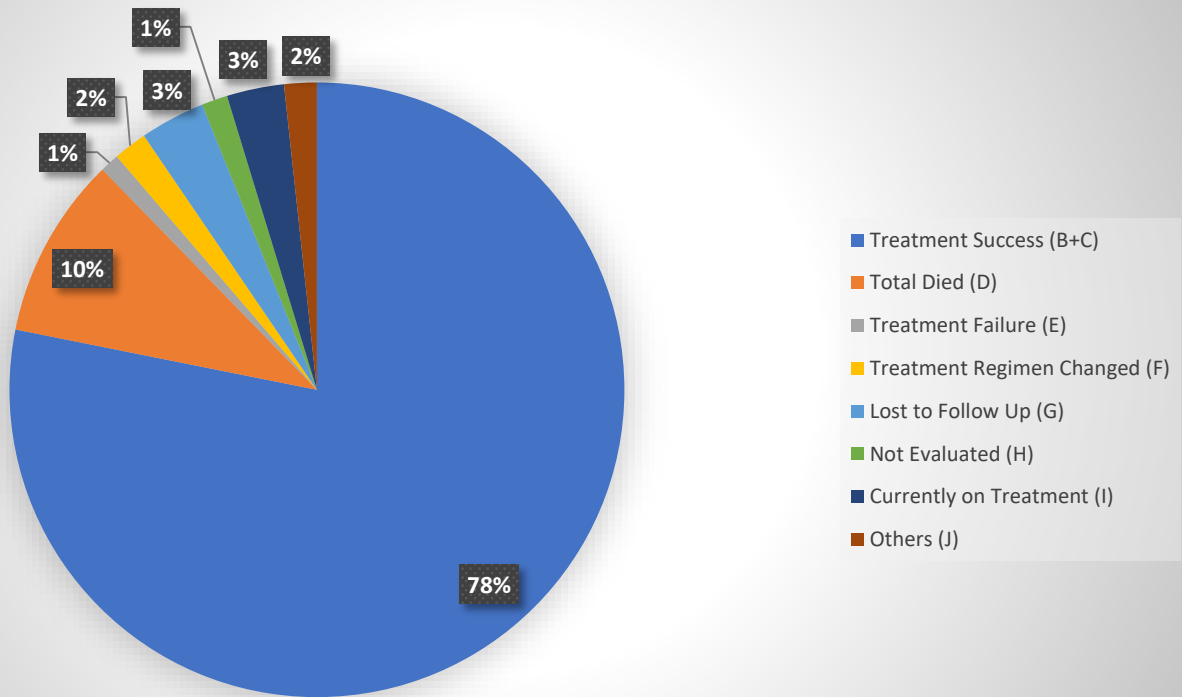
In total notification, percentage of Diabetic is 31.49, percentage of Alcoholic is 16.19 and percentage of tobacco using is 17.26. Also percentage of TB patients with multiple comorbidities are as follows: diabetic and tobacco using is 5.88, diabetic and alcoholic is 5.69 and tobacco using and alcoholic is 11.51.

Note: Data updated as on 15.02.2024 from comorbidity register in Nikshay portal.

Outcome-DSTB Patients Notified December 2022

Total Notified (A)	Total Cured (B)	Treatment Complete (C)	Treatment Success (B+C)	Total Died (D)	Treatment Failure (E)	Treatment Regimen Changed (F)	Lost to Follow Up (G)	Not Evaluated (H)	Currently on Treatment (I)	Others (J)	Treatment Success Rate% (B+C)/(A)* 100
1693	666	657	1323	162	17	30	58	23	51	29	78.1453

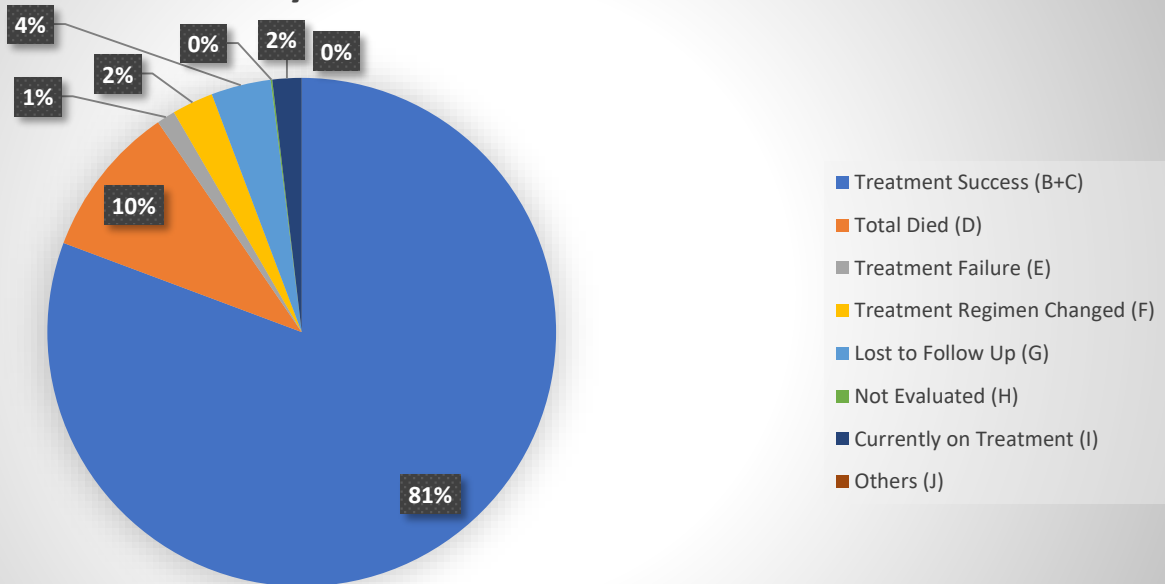
Outcome December 2022



When the outcome of Drug Sensitive TB Patients notified in December 2022 is considered, Treatment Success rate is 78.14%, Death rate is 9.56 and other rates are: Treatment Failure 1 %, Treatment Regimen changed 1.77%, Lost to Follow up 3.42 %, Not Evaluated 1.35 %, Currently on Treatment 3.01% and Others 1.71%.

Outcome-DSTB- Pulmonary TB Cases August 2022											
Total Notified (A)	Total Cured (B)	Treatment Complete (C)	Treatment Success (B+C)	Total Died (D)	Treatment Failure (E)	Treatment Regimen Changed (F)	Lost to Follow Up (G)	Not Evaluated (H)	Currently on Treatment (I)	Others (J)	Treatment Success Rate% (B+C)/(A)* 100
1026	643	185	828	100	12	27	39	1	19	0	80.70175

Pulmonary TB Outcome December 2022



When the outcome of Pulmonary TB Cases notified in December 2022 is considered, Treatment Success rate is 80.70, Death rate is 9.74 and other rates are: Treatment Failure 1.16%, Treatment Regimen changed 2.63%, Lost to Follow up 3.8%, Not Evaluated 0.09%, Currently on Treatment 1.85 % and Others 0%.

Note: Data updated on 15.02.2024

sd/-
DIRECTOR

