

KERALA

TB Patients Notified during January 2024

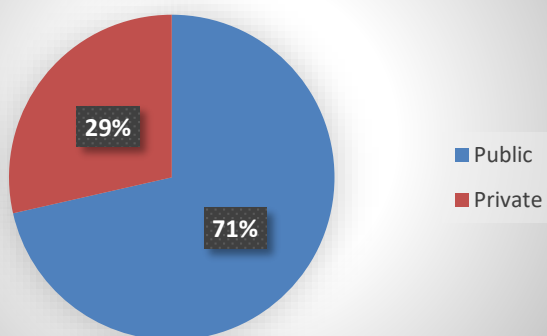
TB Patients :

1811

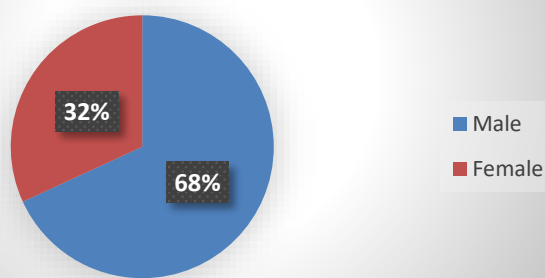
Pulmonary TB:

1169

Notification January 2024



Gender Notification January 2024



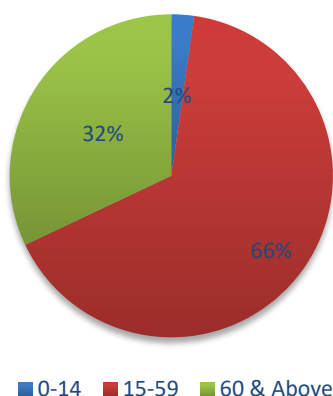
MALE

FEMALE

1234

577

Agewise Notification January 2024



0-14

15-59

60 & Above

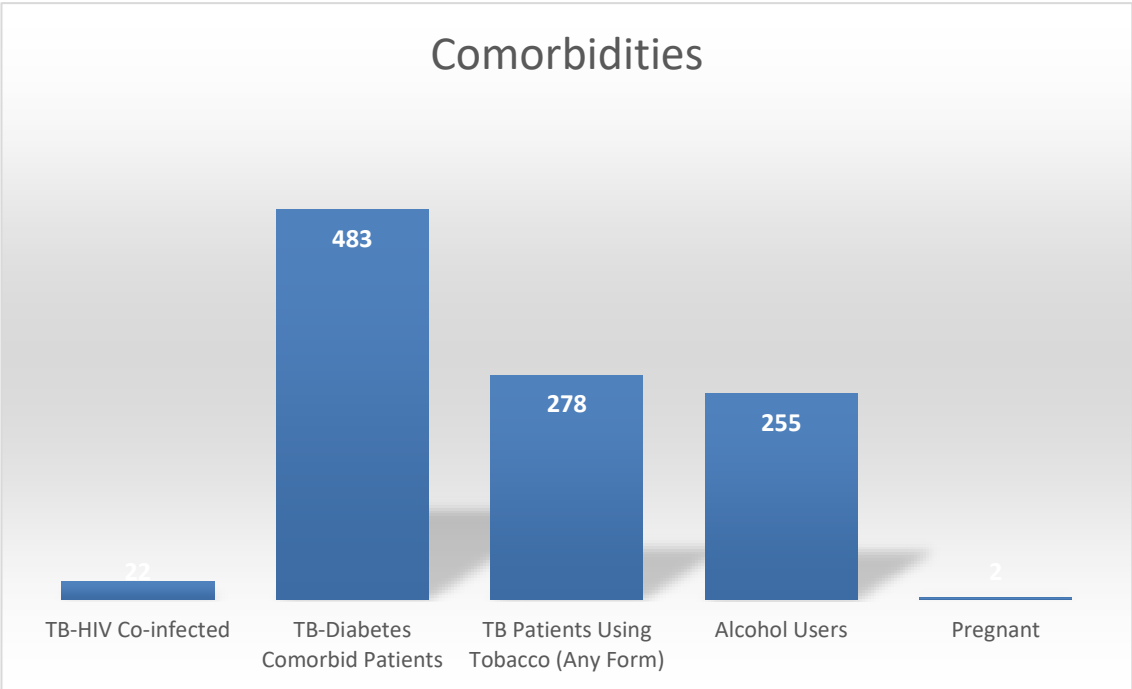
41

1190

580

In January 2024, there is an increase of 0.55 % in number of TB patients compared to last month. Male female ratio is continued to be 7: 3 this month also. About 65.70% of TB patients lie in the age group of 15-59, 32.02% lie in the group of 60& above and 2.31% in the age group of 0-14.

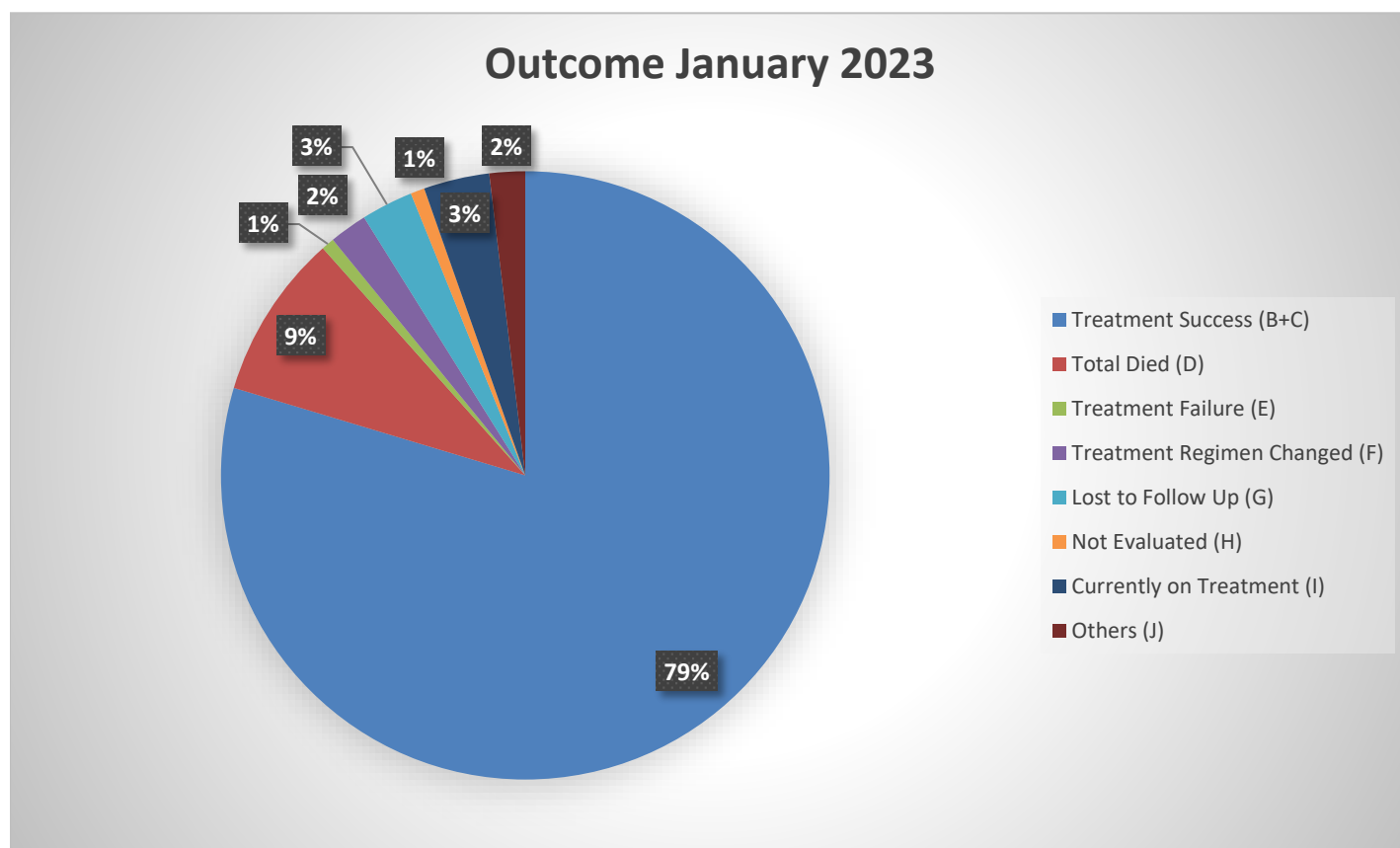
Comorbidities					
Notified TB Patients	TB-HIV Co-infected	TB-Diabetes Comorbid Patients	TB Patients Using Tobacco (Any Form)	Alcohol users	Pregnant
1568	22	483	278	255	2



In total notification, percentage of Diabetic is 30.80, percentage of Alcoholic is 16.26 and percentage of tobacco using is 17.72 Also percentage of TB patients with multiple comorbidities are as follows: diabetic and tobacco using is 5.99, diabetic and alcoholic is 5.10 and tobacco using and alcoholic is 10.77.

Note: Data updated as on 02-03-2024 from comorbidity register in Nikshay portal.

Outcome-DSTB Patients Notified January 2023											
Total Notified (A)	Total Cured (B)	Treatment Complete (C)	Treatment Success (B+C)	Total Died (D)	Treatment Failure (E)	Treatment Regimen Changed (F)	Lost to Follow Up (G)	Not Evaluated (H)	Currently on Treatment (I)	Others (J)	Treatment Success Rate% (B+C)/(A) *100
1744	702	687	1389	153	12	35	48	13	61	33	79.6445

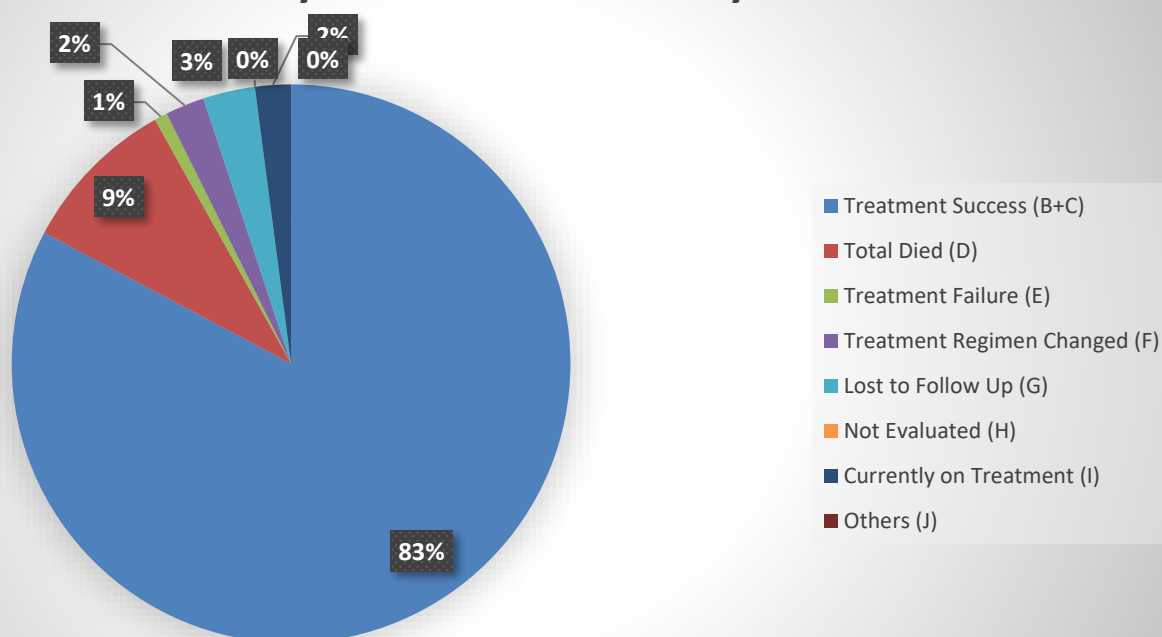


When the outcome of Drug Sensitive TB Patients notified in January 2023 is considered, Treatment Success rate is 79.64%, Death rate is 8.77% and other rates are: Treatment Failure 0.68%, Treatment Regimen changed 2.00%, Lost to Follow up 2.75%, Not Evaluated 0.74%, Currently on Treatment 3.49% and Others 1.89%.

Outcome-DSTB- Pulmonary TB Cases January 2023

Total Notified (A)	Total Cured (B)	Treatment Complete (C)	Treatment Success (B+C)	Total Died (D)	Treatment Failure (E)	Treatment Regimen Changed (F)	Lost to Follow Up (G)	Not Evaluated (H)	Currently on Treatment (I)	Others (J)	Treatment Success Rate% (B+C)/(A) *100
1062	676	203	879	97	8	24	32	0	22	0	82.76836

Pulmonary TB Outcome January 2023



When the outcome of Pulmonary TB Cases notified in January 2023 is considered, Treatment Success rate is 82.76%, Death rate is 9.13% and other rates are: Treatment Failure 0.75%, Treatment Regimen changed 2.25%, Lost to Follow up 3.01%, Not Evaluated 0%, Currently on Treatment 2.07%.

Note: Data updated on 02-03-2024

sd/-
DIRECTOR

