

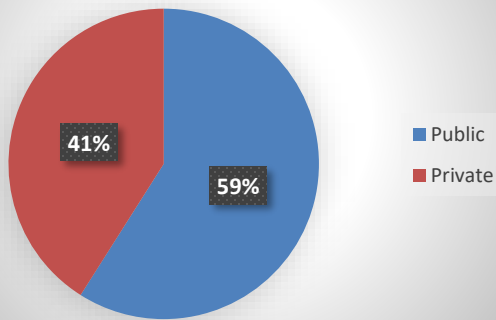
## KERALA

### TB Patients Notified during May 2024

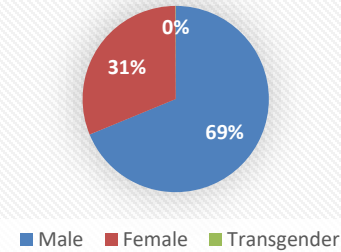
TB Patients :	1784
---------------	------

Pulmonary TB:	1143
---------------	------

#### Notification May 2024

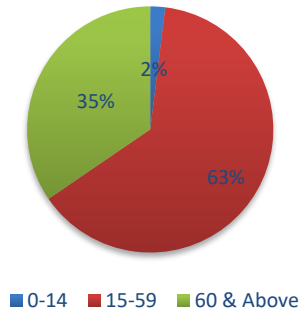


#### Gender Notification May 2024



Male	Female	Transgender
1227	556	1

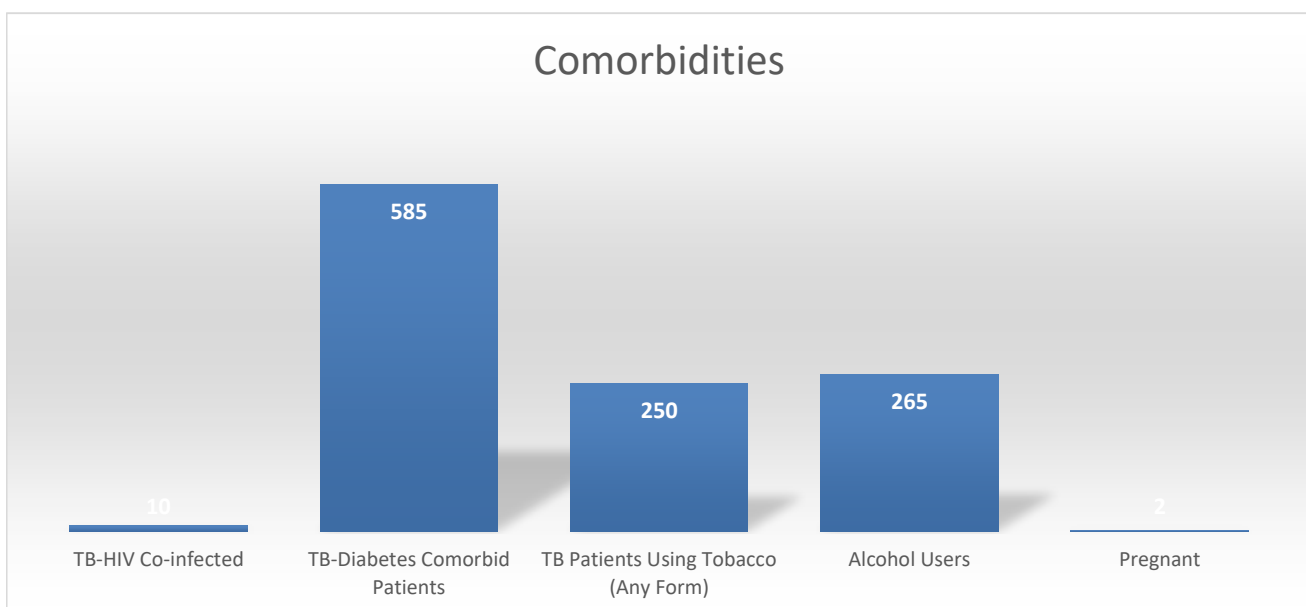
#### Agewise Notification May 2024



0-14	15-59	60 & Above
35	1133	616

*In May 2024, there is an increase of 4.2 % in number of TB patients compared to last month. Male female ratio is continued to be 7: 3 this month also. About 63.50 % of TB patients lie in the age group of 15-59, 34.52 % lie in the group of 60& above and 1.96 % in the age group of 0-14.*

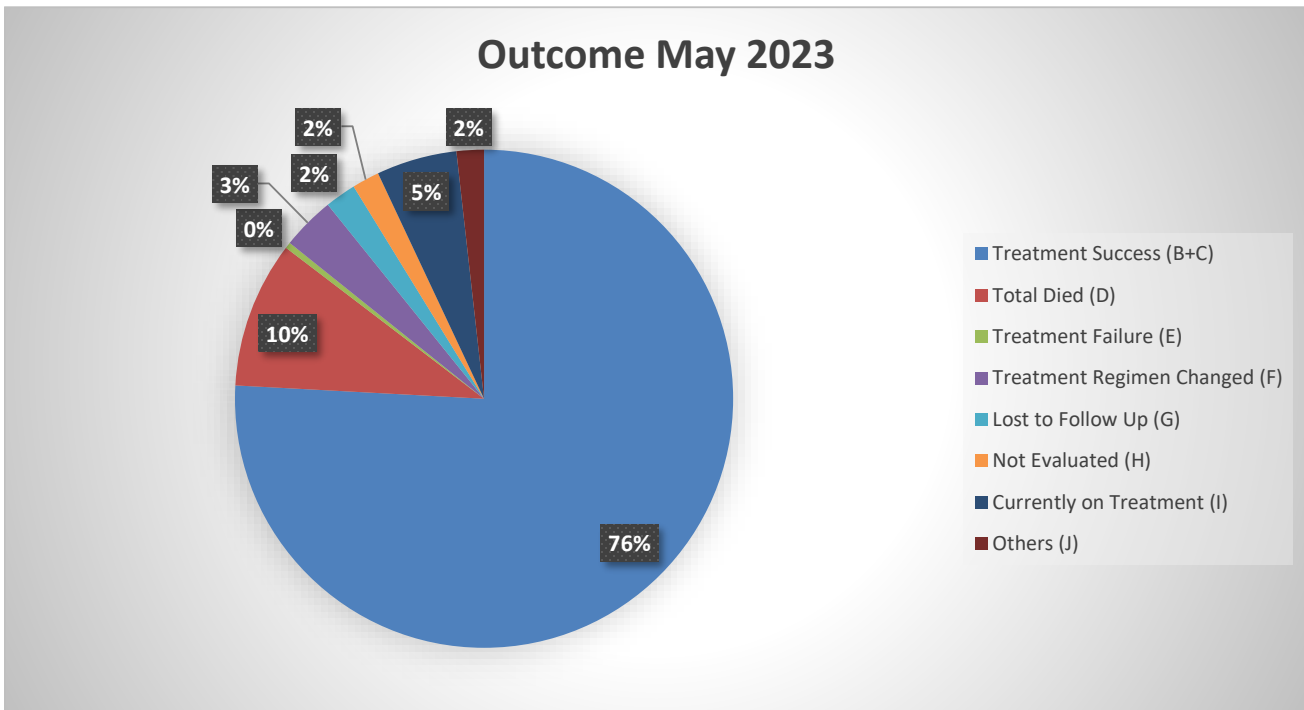
Comorbidities					
Notified TB Patients	TB-HIV Co-infected	TB-Diabetes Comorbid Patients	TB Patients Using Tobacco (Any Form)	Alcohol users	Pregnant
1760	10	585	250	265	2



***In total notification, percentage of Diabetic is 33.23, percentage of Alcoholic is 15.05 and percentage of tobacco using is 14.20 Also percentage of TB patients with multiple comorbidities are as follows: diabetic and tobacco using is 4.88, diabetic and alcoholic is 6.02 and tobacco using and alcoholic is 9.37.***

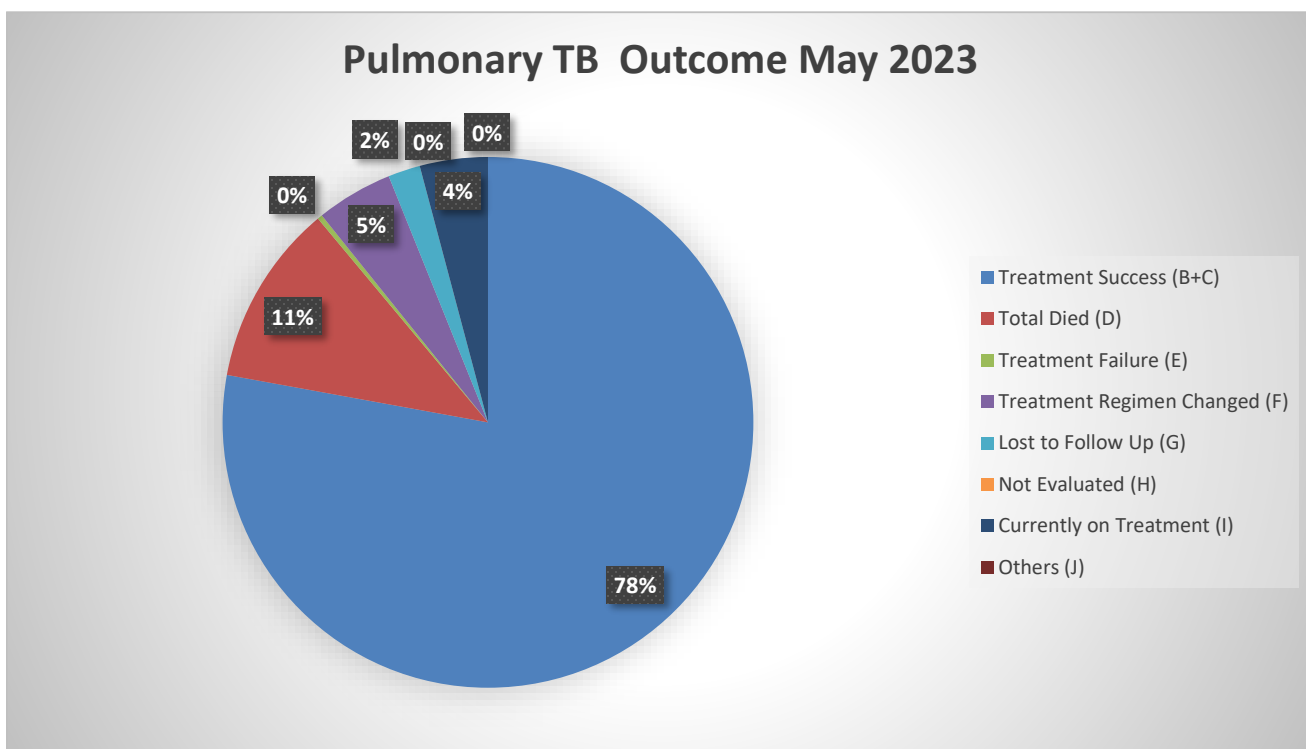
**Note: Data updated as on 21-07-2024 from comorbidity register in Nikshay portal.**

Outcome-Patients Notified May 2023											
Total Notified (A)	Total Cured (B)	Treatment Complete (C)	Treatment Success (B+C)	Total Died (D)	Treatment Failure (E)	Treatment Regimen Changed (F)	Lost to Follow Up (G)	Not Evaluated (H)	Currently on Treatment (I)	Others (J)	Treatment Success Rate% (B+C)/(A)* 100
2029	834	705	1539	193	8	70	41	36	106	36	75.85017



**When the outcome of Drug Sensitive TB Patients notified in May 2023 is considered, Treatment Success rate is 75.85%, Death rate is 9.51 % and other rates are: Treatment Failure 0.39 %, Treatment Regimen changed 3.44 %, Lost to Follow up 2.02 %, Not Evaluated 1.77 %, Currently on Treatment 5.22 % and Others 1.77 %.**

Outcome-Pulmonary TB Cases May 2023											
Total Notified (A)	Total Cured (B)	Treatment Complete (C)	Treatment Success (B+C)	Total Died (D)	Treatment Failure (E)	Treatment Regimen Changed (F)	Lost to Follow Up (G)	Not Evaluated (H)	Currently on Treatment (I)	Others (J)	Treatment Success Rate% (B+C)/(A)* 100
1328	811	223	1034	147	4	62	26	0	55	0	77.86145



**When the outcome of Pulmonary TB Cases notified in May 2023 is considered, Treatment Success rate is 77.86 %, Death rate is 11.06 % and other rates are: Treatment Failure 0.30 %, Treatment Regimen changed 4.66 %, Lost to Follow up 1.95 %, Not Evaluated 0%, Currently on Treatment 4.14 % and Others 0%.**

**Note: Data updated on 21-07-2024**

sd/-  
**DIRECTOR**