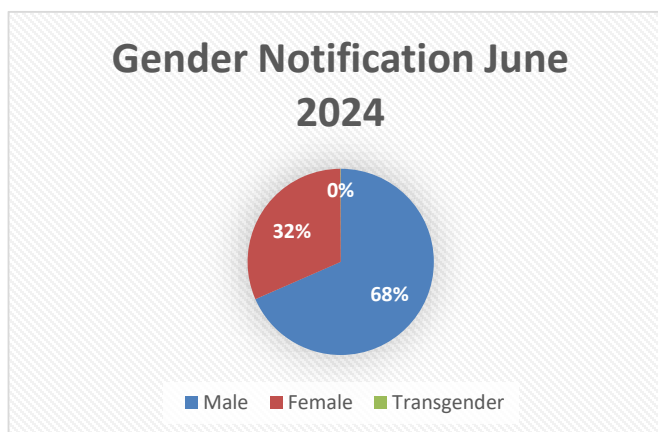
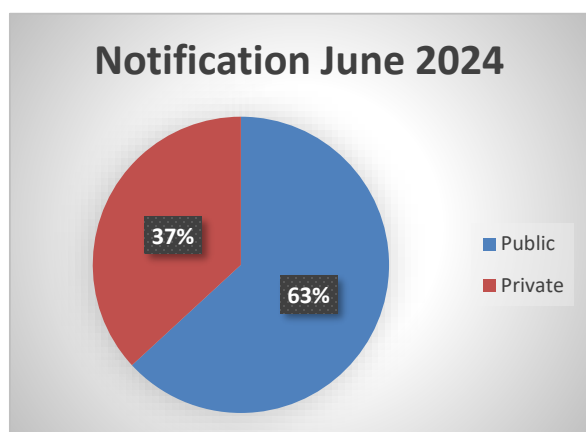


KERALA

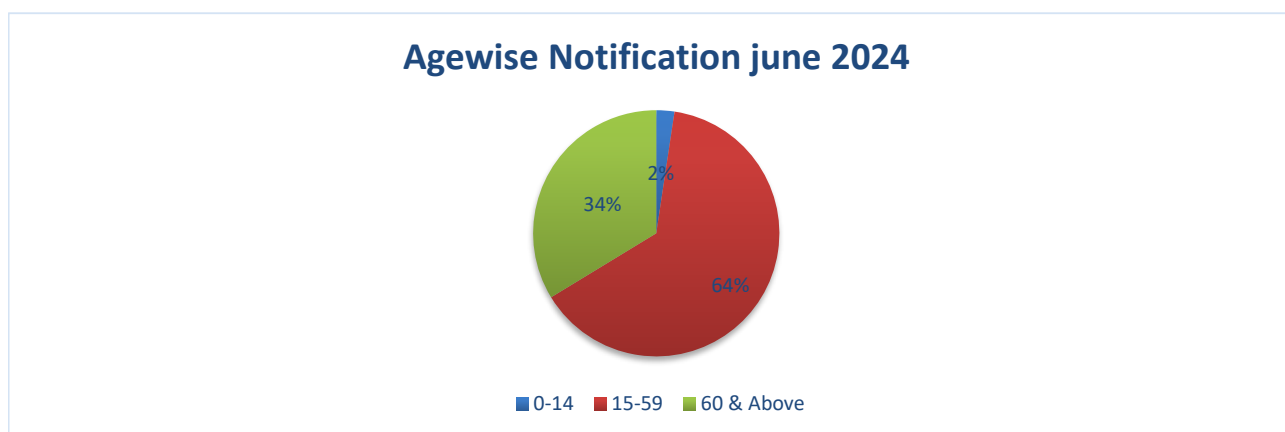
TB Patients Notified during June 2024

TB Patients :	1555
---------------	------

Pulmonary TB:	995
---------------	-----



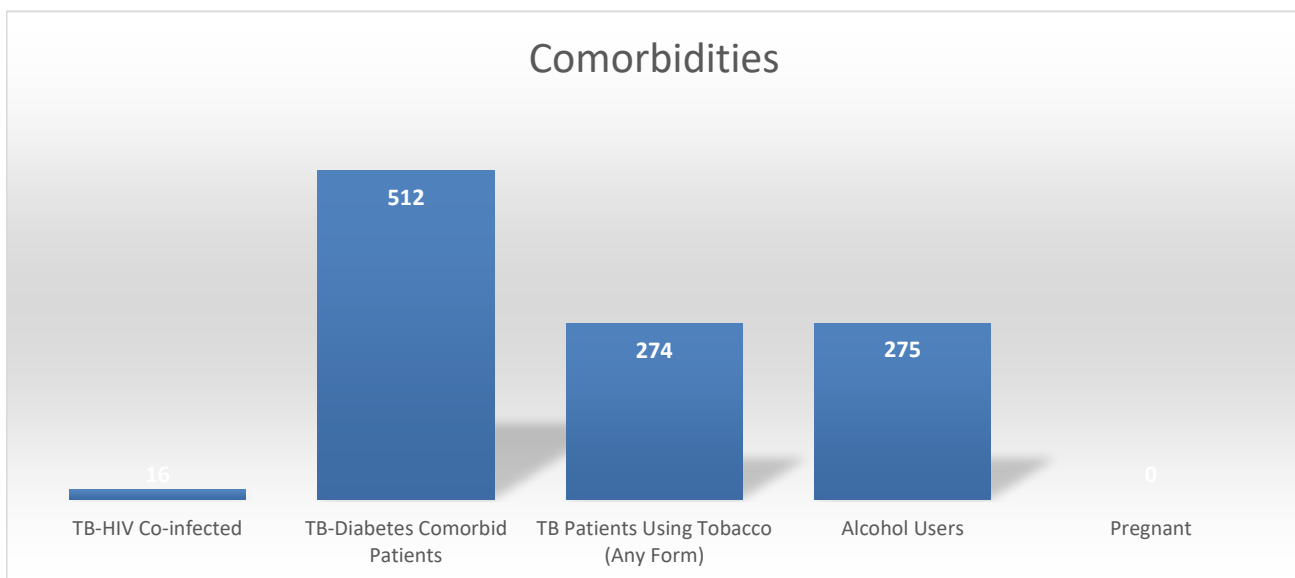
Male	Female	Transgender
1076	479	0



0-14	15-59	60 & Above
37	994	524

In June 2024, there is an decrease of 10.87 % in number of TB patients compared to last month. Male female ratio is continued to be 7: 3 this month also. About 63.92 % of TB patients lie in the age group of 15-59, 33.70 % lie in the group of 60& above and 2.38% in the age group of 0-14.

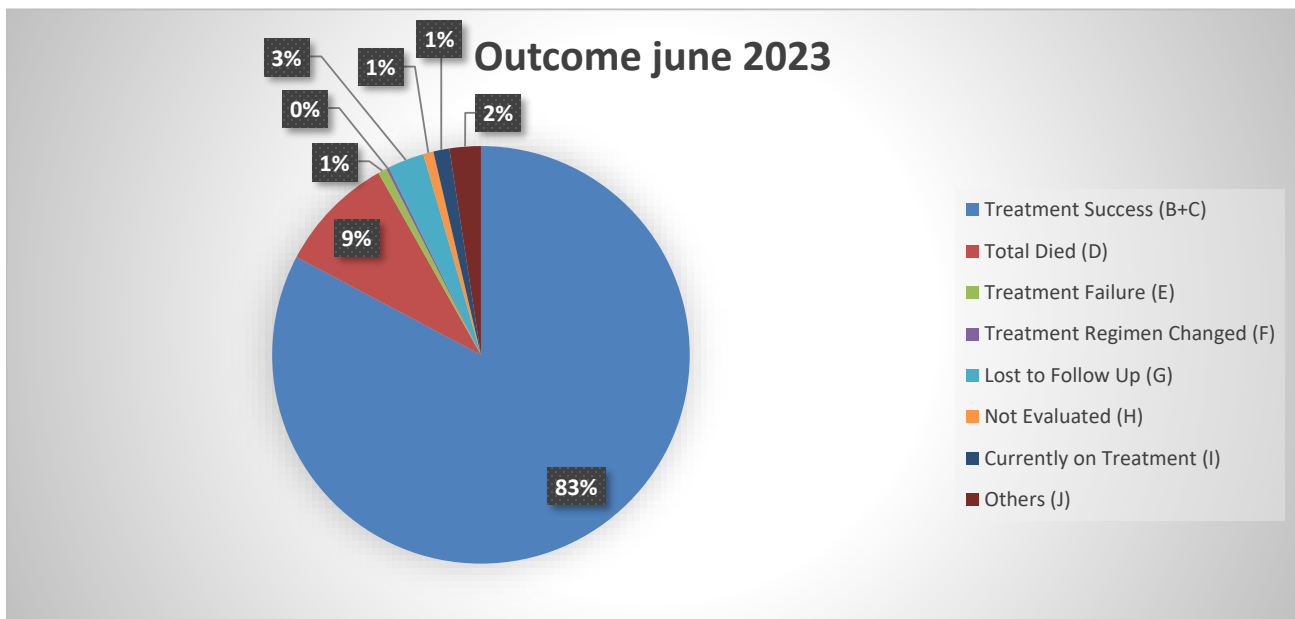
Comorbidities					
Notified TB Patients	TB-HIV Co-infected	TB-Diabetes Comorbid Patients	TB Patients Using Tobacco (Any Form)	Alcohol users	Pregnant
1563	16	512	274	275	0



In total notification, percentage of Diabetic is 32.75, percentage of Alcoholic is 17.59 and percentage of tobacco using is 17.53 Also percentage of TB patients with multiple comorbidities are as follows: diabetic and tobacco using is 6.07%, diabetic and alcoholic is 6.14 % and tobacco using and alcoholic is 12.66%

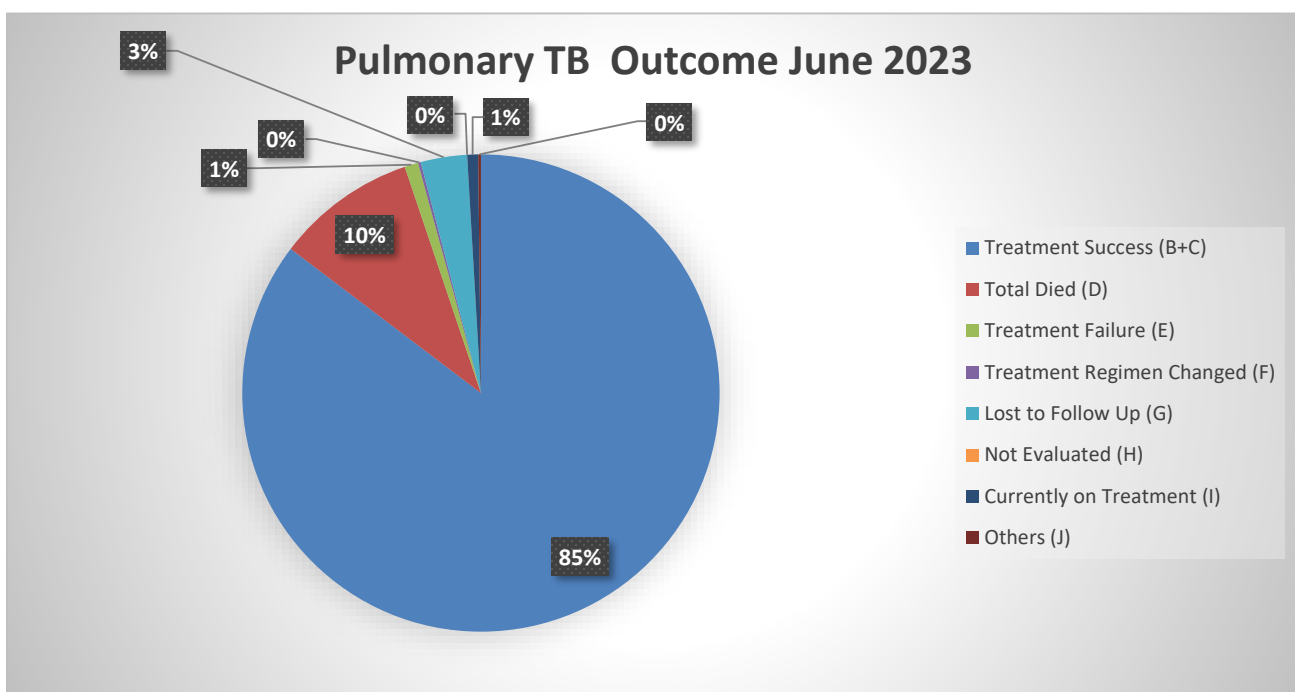
Note: Data updated as on 13-8-2024 from comorbidity register in Nikshay portal.

Outcome-Patients Notified June 2023											
Total Notified (A)	Total Cured (B)	Treatment Complete (C)	Treatment Success (B+C)	Total Died (D)	Treatment Failure (E)	Treatment Regimen Changed (F)	Lost to Follow Up (G)	Not Evaluated (H)	Currently on Treatment (I)	Others (J)	Treatment Success Rate% (B+C)/(A) *100
1775	724	745	1469	161	12	4	50	14	22	43	82.76056



When the outcome of TB Patients notified in June 2023 is considered, Treatment Success rate is 82.77 %, Death rate is 9.07 % and other rates are: Treatment Failure 0.68%, Treatment Regimen changed 0.23 %, Lost to Follow up 2.82 %, Not Evaluated 0.78 %, Currently on Treatment 1.23 % and Others 2.42%(Wrongly diagnosed and Unable to contact).

Outcome-Pulmonary TB Cases June 2023											
Total Notified (A)	Total Cured (B)	Treatment Complete (C)	Treatment Success (B+C)	Total Died (D)	Treatment Failure (E)	Treatment Regimen Changed (F)	Lost to Follow Up (G)	Not Evaluated (H)	Currently on Treatment (I)	Others (J)	Treatment Success Rate% (B+C)/(A) *100
1081	700	224	924	103	10	2	34	0	8	0	85.47641



When the outcome of Pulmonary TB Cases notified in June 2023 is considered, Treatment Success rate is 85.47 %, Death rate is 9.53 % and other rates are: Treatment Failure 0.93 %, Treatment Regimen changed 0.19 %, Lost to Follow up 3.14 %, Not Evaluated 0%, Currently on Treatment 0.74 % and Others 0%

Note: Data updated on 13-08-2024

Sd/-
DIRECTOR