

## KERALA

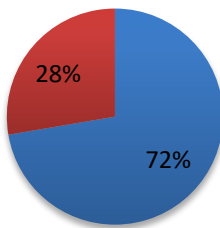
### TB Patients Notified during August 2023

TB Patients :	1629
---------------	------

Pulmonary TB:	1070
---------------	------

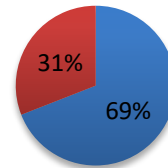
#### Notification August-2023

■ Public ■ Private



#### Gender Notification August 2023

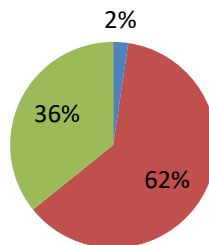
■ Male ■ Female



MALE	FEMALE
1125	504

#### Age Wise Notification August 2023

■ 0-14 ■ 15-59 ■ 60 & Above

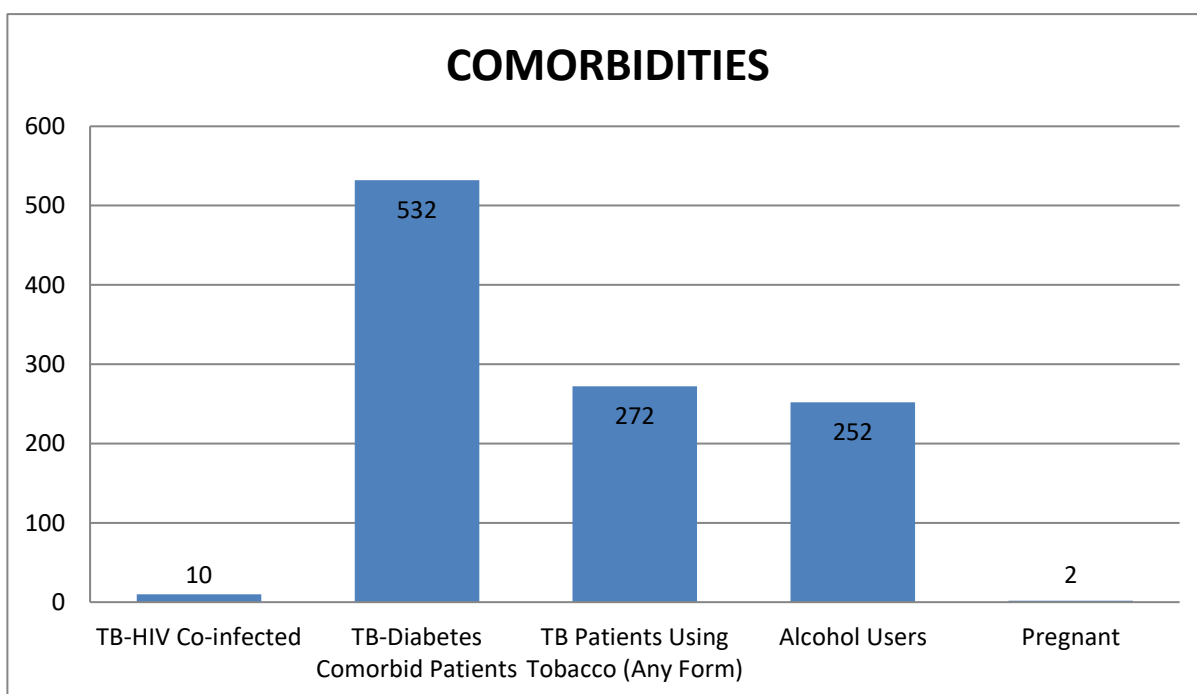


0-14	15-59	60 & Above
38	1008	583

*In August 2023, there is an decrease of 5.36% in number of TB patients compared to last month. Male female ratio is continued to be 7: 3 this month also. About 61.8% of TB patients lie in the age group of 15-59, 35.8% lie in the group of 60& above and 2.4% in the age group of 0-14.*

*Note: Now Kerala is catering for 1631 TB cases after considering transfer in and transfer out of diagnosed TB cases.*

Comorbidities					
Notified TB Patients	TB-HIV Co-infected	TB-Diabetes Comorbid	TB Patients Using Tobacco (Any	Alcohol Users	Pregnant
1631	10	532	272	252	2

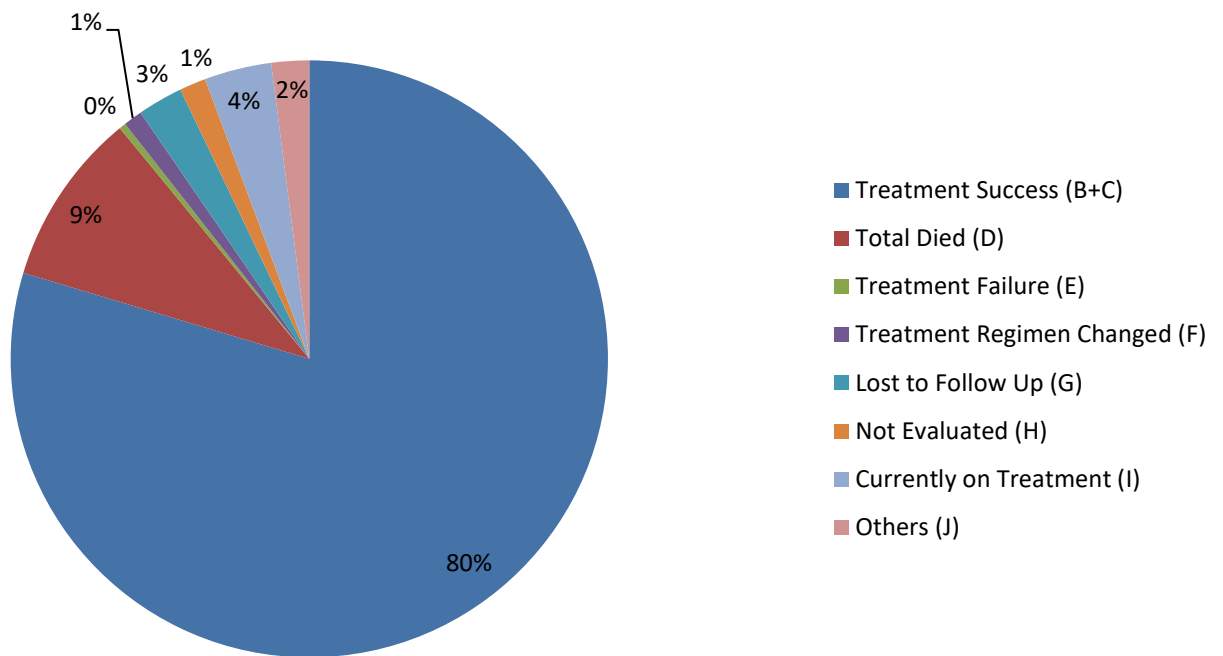


In total notification, percentage of Diabetic is 32.61, percentage of Alcoholic is 15.45 and percentage of tobacco using is 16.67. Also percentage of TB patients with multiple comorbidities are as follows: diabetic and tobacco using is 5.76, diabetic and alcoholic is 5.88 and tobacco using and alcoholic is 10.72.

**Outcome-DSTB Patients Notified August 2022**

Total Notified (A)	Total Cured (B)	Treatment Complete (C)	Treatment Success (B+C)	Total Died (D)	Treatment Failure (E)	Treatment Regimen Changed (F)	Lost to Follow Up (G)	Not Evaluated (H)	Currently on Treatment (I)	Others (J)	Treatment Success Rate% (B+C)/(A) *100
1956	809	749	1558	184	7	20	48	28	71	40	80

**Outcome August- 2022**

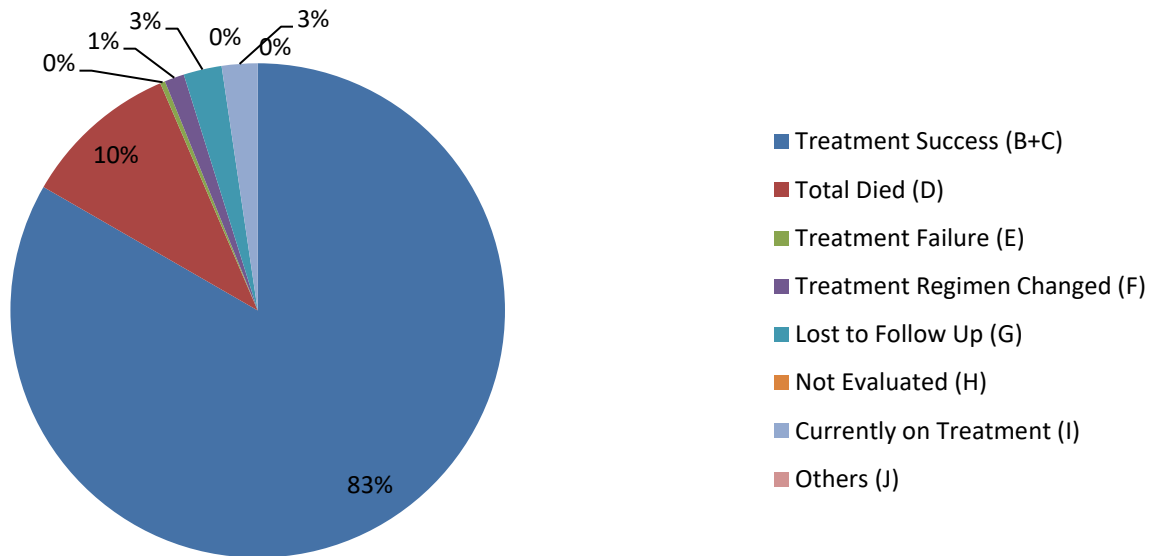


***When the outcome of Drug Sensitive TB Patients notified in August 2022 is considered, Treatment Success rate is 80%, Death rate is 9.4 and other rates are: Treatment Failure 0.35%, Treatment Regimen changed 1.02%, Lost to Follow up 2.45%, Not Evaluated 1.43%, Currently on Treatment 3.62% and Others 2.04%.***

### Outcome-DSTB- Pulmonary TB Cases August 2022

Total Notified (A)	Total Cured (B)	Treatment Complete (C)	Treatment Success (B+C)	Total Died (D)	Treatment Failure (E)	Treatment Regimen Changed (F)	Lost to Follow Up (G)	Not Evaluated (H)	Currently on Treatment (I)	Others (J)	Treatment Success Rate% (B+C)/(A) *100
1241	791	243	1034	127	4	16	31	0	29	0	83

### Pulmonary TB Outcome August 2022



When the outcome of Pulmonary TB Cases notified in August 2022 is considered, Treatment Success rate is 83, Death rate is 10.23 and other rates are: Treatment Failure 0.32%, Treatment Regimen changed 1.28%, Lost to Follow up 2.49%, Not Evaluated 0%, Currently on Treatment 2.33% and Others 0%.

**Note: Data updated on 08.10.2023**

sd/-  
**DIRECTOR**